

YOU'VE GOT THIS!

On your education journey, look for people you can turn to for support. And be there for your friends too!



MANAGING YOUR WELL-BEING

How have you prepared yourself emotionally when receiving your results? Here are some tips that may help:



- Sleeping well
- Practising deep breathing
- Exercising
- Spending time with family



- Talking with friends, teachers, parents/guardians, School Counsellor/Education and Career Guidance (ECG) Counsellor

BEING A SUPPORTIVE FRIEND

Look out for your friends who may be feeling down. If you see someone who needs some support, try **C.H.E.E.R.**ing them on!

Calm them down

"Hey, let's sit down and take a step back ok?"



Hear them out

"I am listening. I am here for you."



Empathise with them

"It seems like this is a difficult time for you."



Encourage seeking help

"Thanks for sharing. Why don't we speak with a trusted adult who can help?"



Refer to a trusted adult

"Would you like me to go with you to talk to our teacher or School Counsellor?"



PLANNING YOUR NEXT STEP

These resources will help you chart your path ahead:



- What's Next Brochure
<https://go.gov.sg/whats-next-nlevel>



- Contact the ECG Centre @ MOE
<https://go.gov.sg/moe-ecg-centre>



- MySkillsFuture Student Portal
<https://go.gov.sg/MySFSec>



- Chat with your school's ECG Counsellor

HELP IS READILY AVAILABLE FOR YOU

eC2 | Visit: <https://www.ec2.sg>

An e-Counselling Centre where you can talk to trained counsellors.

TOUCHline | Call: 1800 377 2252

A helpline providing emotional support and practical advice.

Mindline | Call: 1771 | WhatsApp: 6669 1771

A national round-the-clock helpline and textline to support mental well-being with resources.

Carey | Visit: <https://carey.carecorner.org.sg/>

An online platform by Care Corner that provides free mental health check-ins with mental health professionals.

CHAT | Visit: CHAT Hub at *SCAPE, #04-01A | Call: 6493 6800/ 6801

Personalised and confidential mental health checks and consultations for youths.

SOS | Call: 1-767 (24-hour helpline) | WhatsApp: 9151 1767 (24-hour Care Text)

Round-the-clock emotional support for those in distress, thinking of suicide or affected by suicide.

You are never alone in this journey!

Supporting your teen's transition through POST-SECONDARY

Build a caring and supportive home environment to nurture the social and emotional skills of your teen using these S.A.F.E. tips.

SUPPORT

- Seek to understand your teen's preferences, needs and choices.
- Be there to listen non-judgementally and avail yourself as a sounding board as your teen explores and shares his/her own stand and views.
- Spend quality, one-to-one time with your teen.
E.g. Take advantage of regular opportunities to start a conversation, like at mealtimes, when commuting or running errands.

FAMILIARISE

- Encourage him/her to explore new opportunities or hone new skills.
E.g. Taking on new roles in class, CCA, school or the community.
- Adjust boundaries with your teen as you allow them to take greater self-responsibility.
E.g. Time spent with social groups, daily curfews and postings on social media.
- Get to know your teen's social circles.
E.g. Invite your teen's new friends over for a meal.
- Develop your teen's sense of responsibility and ownership by providing opportunities for him/her to contribute at home and in the community.



AFFIRM

- Praise and affirm your teen for well-considered choices and responsible decisions made.
E.g. "I am proud of how you are willing to support your peers in their time of need."
- Cheer your teen on and celebrate any successes together.
E.g. "I believe in you" and celebrate with his/her favourite food or drink.
- Express gratitude to your teen for helping at home.
E.g. "I appreciate you helping with the housework when I was tired from work."

EMPATHISE

- Seek to know and understand what motivates and gives him/her meaning in life.
- Acknowledge your teen's views and feelings, strengths and struggles.
E.g. "I understand you now have to manage working with many different people."
- Assure your teen that you are there for him/her even as he/she makes his/her own decisions.
E.g. "I am glad you shared your plans with me. How would you like me to support you?"
- Share tips for and encourage healthy lifestyle habits such as sufficient rest.

Spend time chatting. Use T.A.D.

TALK

Talk about your teen's new experiences and the people he/she has met.
E.g. Discuss how technology and jobs have changed, his/her future plans and social circles. Share your own experiences too.

ASK

Ask about his/her thoughts and feelings on issues.
E.g. Global and national issues, role-models, relationships with friends and the opposite gender.

DISCUSS

Discuss your teen's aspirations and possible plans to support them.
E.g. Skills and knowledge that your teen needs; factors that motivate him/her towards their goals; ways to overcome obstacles.

QUICK TIPS ➤

- Listen with an open mind.
- Provide a supportive environment that allows your teen space to express his/her feelings and views.
- Find a healthy balance between setting limits and encouraging independence.



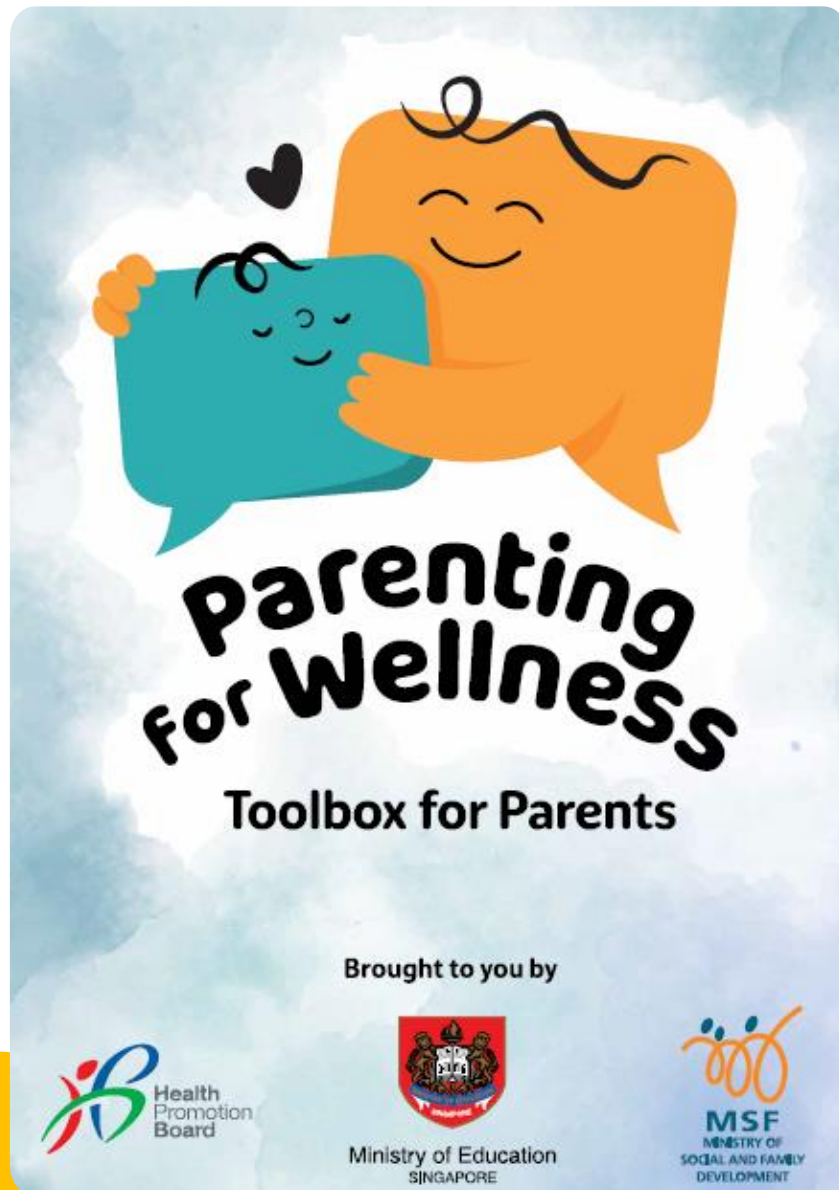
Ministry of Education
SINGAPORE

Providing Education and Career Guidance



Encourage your teen to explore possible education pathways using resources such as [MySkillsFuture Student Portal \(Secondary\)](#) and [What's Next](#), and to discuss his or her thoughts with you.

Have open conversations about your teen's strengths and interests and support him or her in pursuing diverse aspirations. This will help your teen manage his or her self-expectations. Further tips for parents can be found in the [Education and Career Guidance Tips for Parents](#).



Parents can refer to pages 16, 21-24, and 37 of the Parenting for Wellness (PfW) toolbox for useful tips on how to support their child after the release of the result.


Welcome Back!

Briefing Slides for Release of 2025 N-Level Results



Dear students,

You have worked hard to reach this stage. Let's celebrate your efforts!



*Finally, we are going
to get our results!*





SSS SCHOOL LEADERS



MR CHEN FOOK PANG
PRINCIPAL



MR LIM KAH LEONG MARC
VICE-PRINCIPAL




MRS WONG-LIM PUAY KHENG
VICE-PRINCIPAL



**MR MEYYAPPAN
NADARAJAN THEVAR**
VICE-PRINCIPAL (ADMIN)

Remember that while **everyone's**
educational journey is different,
we can each have a fulfilling outcome!



Resources to support you as you receive your results

Receiving your results and making decisions about your post-secondary pathways can be exciting to some, but stressful to others.

Scan this QR code for an infographic with some helpful resources to support you.



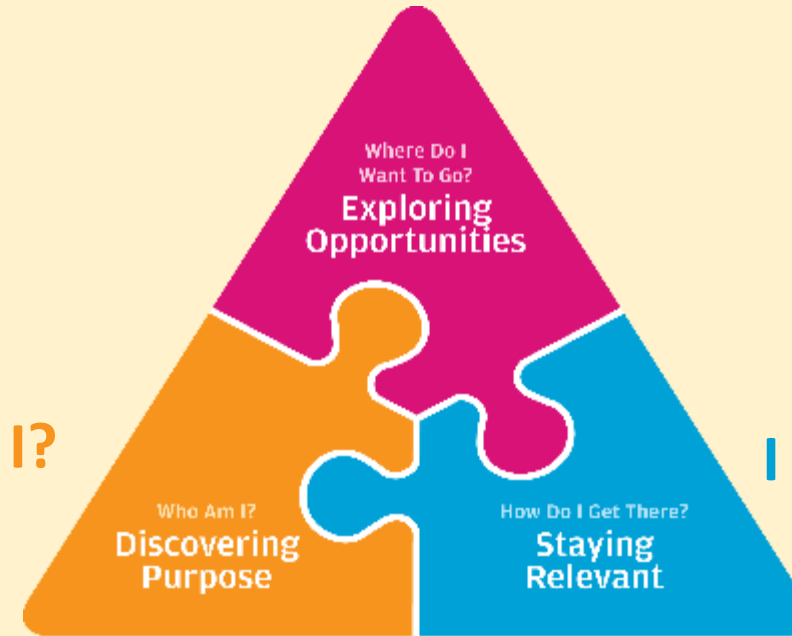
<https://go.gov.sg/2025nlevelstudentresource>



Thinking about Your Next Step?

Consider these questions...

Who am I?



How Do I Get There?

In the infographic, you can find resources which can help you make informed decisions.

PLANNING YOUR NEXT STEP

These resources will help you chart your path ahead:



• What's Next Brochure

<https://go.gov.sg/whats-next-nlevel>



• Contact the ECG Centre @ MOE

<https://go.gov.sg/moe-ecg-centre>



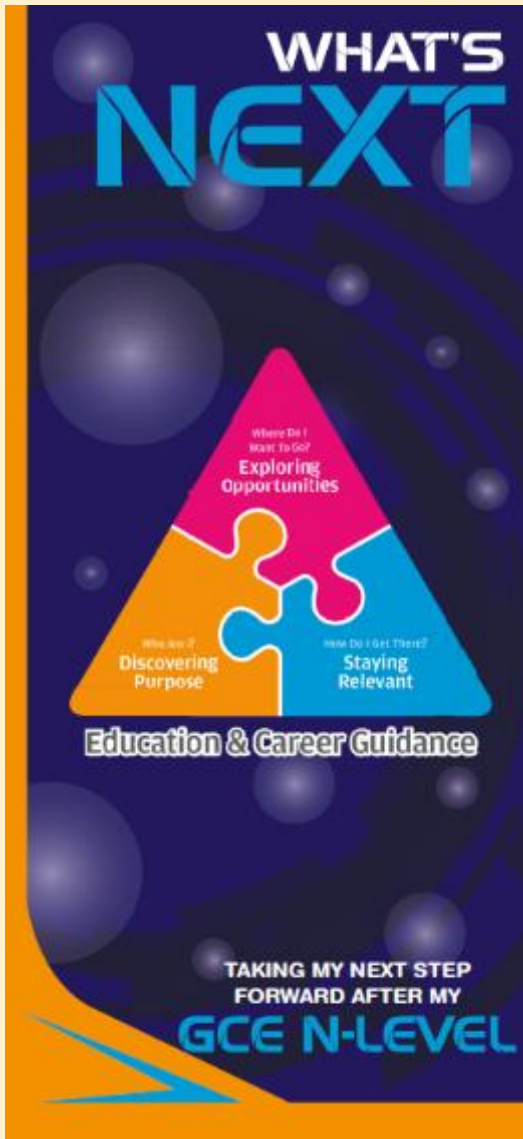
• MySkillsFuture Student Portal

<https://go.gov.sg/MySFSec>



• Chat with your school's ECG Counsellor

Resources to help you make informed decisions



PLANNING YOUR NEXT STEP

These resources will help you chart your path ahead:



• What's Next Brochure
<https://go.gov.sg/whats-next-nlevel>



• Contact the ECG Centre @ MOE
<https://go.gov.sg/moe-ecg-centre>



• MySkillsFuture Student Portal
<https://go.gov.sg/MySFSec>



• Chat with your school's
ECG Counsellor



MySkillsFuture Student Portal

Use the information and tools to explore various education and career pathways and take charge of your future.

Resources to help you make informed decisions

You can find the details of the various admissions exercises in the **Post-Secondary Admissions Exercises booklet** that can be downloaded from:

<https://www.moe.gov.sg/post-secondary/admissions>

- Direct-Entry-Scheme to Polytechnic Programme (DPP)
- Polytechnic Foundation Programme (PFP)
- Joint Intake Exercise (JIE) 'N' / 'E'
- NAFA Foundation Programme (NFP)



Resources to help you make informed decisions

Post-Secondary Education

Learn more about the
post-secondary education institutions



<https://moe.gov.sg/post-secondary/overview>

Concerned about your next steps?

Stop

- Calm yourself down. Take a few deep breaths.

Think

- Think through the different options that are available for you.
- Remember that the N-Level examination is not the end point and is only one part of your life journey.

Do


- Have conversations with trusted adults who know you well to advise and guide you (parents, teachers, ECG Counsellor).
- Decide and act based on your options.

When you receive your results, you may experience a range of emotions.

Managing these emotions well will allow you to stay calm and make rational decisions.

Reaching out for support is a sign of strength

If you have questions about your options or are not coping well, you can reach out to trusted adults such as a parent/guardian, teacher, School Counsellor or ECG Counsellor. You can also talk to a trusted friend.



*Who can we
go to for ECG
advice?*

Make an appointment to speak with
your ECG Counsellor in school

OR

Make an ECG counselling
appointment via the
ECG Centre @ MOE

<https://go.gov.sg/moe-ecg-centre>

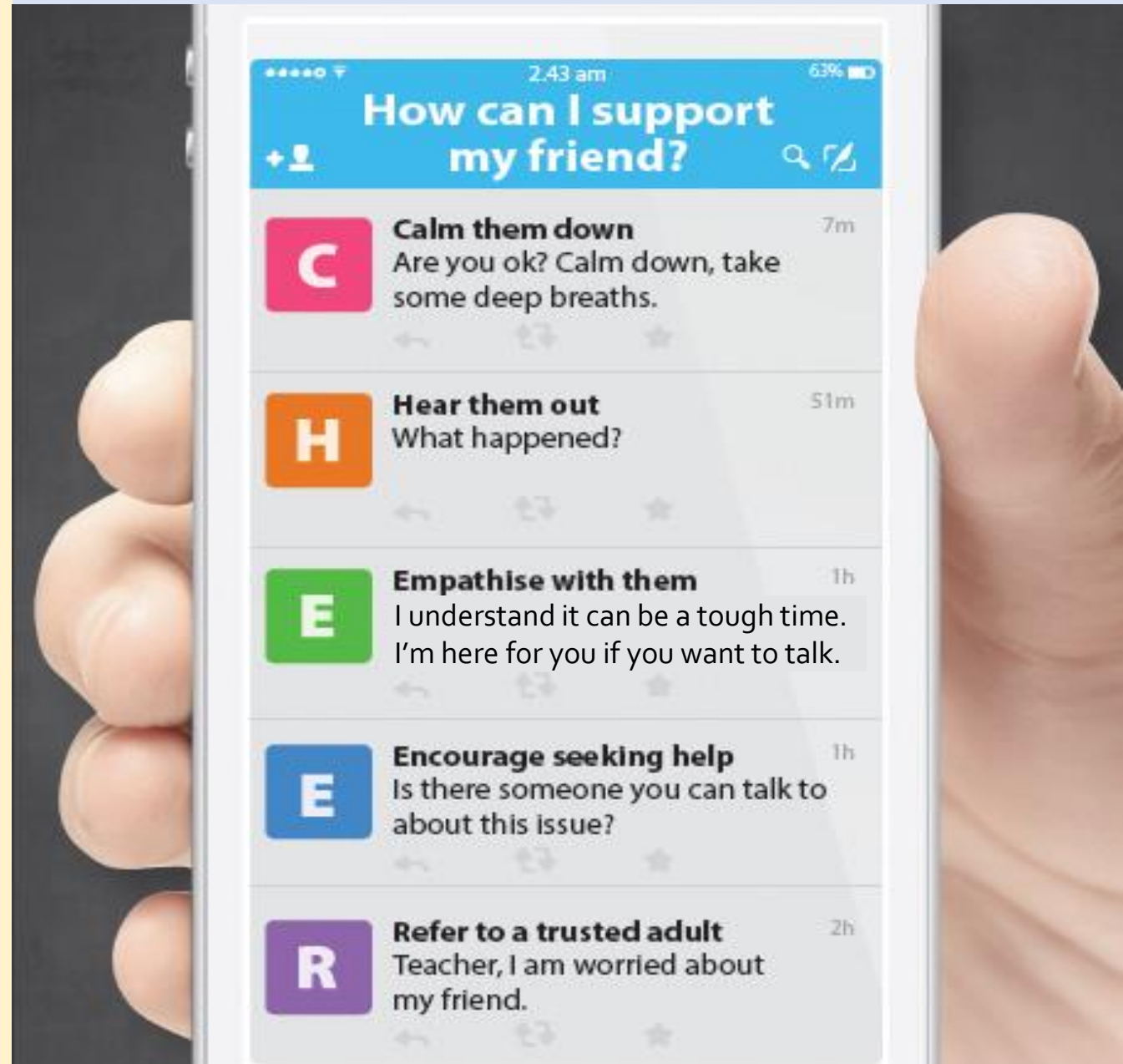


Supporting Your Friend

- We may each experience different emotions upon receiving the results.
- You can share your friends' joy by congratulating them.
- If your friends appear to be disappointed with their results, encourage them.
- Alert a teacher if you are worried for them.



Keep a lookout for your friends in distress. You can support them in the following ways:



Having difficult emotions during a stressful and uncertain period is normal. Keep a look out for some of these signs:

**D
I
S
T
R
E
S
S**

Deliberately avoiding others

Increased irritability, restlessness, agitation, stress and anxiety

Sending or posting moody messages on social media

Talking about death or dying

Reacting differently or gradually losing interest in things they used to like

Eating more than usual or having a much reduced appetite

Sleep pattern changes with difficulty falling asleep or oversleeping

Slowing down of energy levels

If you notice any of these signs in yourself or your friends,
have a chat with your School Counsellor or teacher,

Or contact SOS 24-hour hotline at **1767** or SOS 24-hour CareText Whatsapp at **91511767**
For cyber wellness related matters, call Help123 at **1800-612-3123*** or email **hello@help123.sg**

*available only from Mon to Fri (excluding Public Holidays), from 9am - 6pm.



© 2023 Guidance Branch, Student Development Curriculum Division (SDCD), Ministry of Education, Singapore. No part of this final product may be reproduced or transmitted in any form or by any means, electronic or mechanical, including photocopying, recording or any other information storage and retrieval system, without written permission from SDCCD, MOE.

**Keep a lookout for
some of these signs in
your peers or in
yourself**

*How can we
support one
another?*



Support is readily available for you.

There are other hotlines and chats available if you are more comfortable seeking help using these platforms.

SOS provides round-the-clock emotional support for those in distress, thinking of suicide or affected by suicide.

Call: **1767**
(24-hour helpline)

WhatsApp: **9151 1767**
(24-hour Care Text)

Carey is an online platform by Care Corner that provides free mental health check-ins with mental health professionals. Find out more at: <https://carey.carecorner.org.sg/>

Community Health Assessment Team (CHAT) provides personalised and confidential mental health checks and consultation for youths. To speak with a youth support worker, you can:

Visit: **CHAT Hub at *Scape, 2 Orchard Link, #04-01A**
Call: **6493 6500 / 6501**
Email: chat@mentalhealth.sg

eC2 is an e-Counselling Centre where you can talk to a trained counsellor about the issues you are facing, right where you are.

Chat with a counsellor at: www.ec2.sg
Monday – Friday (Excluding Public Holidays): 10am – 12pm & 2pm – 5pm

Mindline is Singapore's national mental health helpline and textline service. The service is manned by trained counsellors who are ready to listen and support you.

Call: **1771**
(24-hour helpline)
WhatsApp: **6669 1771**
(24-Hour messaging service via WhatsApp)

TOUCHline is a helpline to provide youths with emotional support and practical advice.

Call: **1800 377 2252**
Monday- Friday (Excluding Public Holidays): 9am – 6pm





**The N-Level examination is
one milestone in your
education journey, and
there are many more
exciting pathways ahead.**

**Your future holds many
opportunities waiting to be
discovered!**

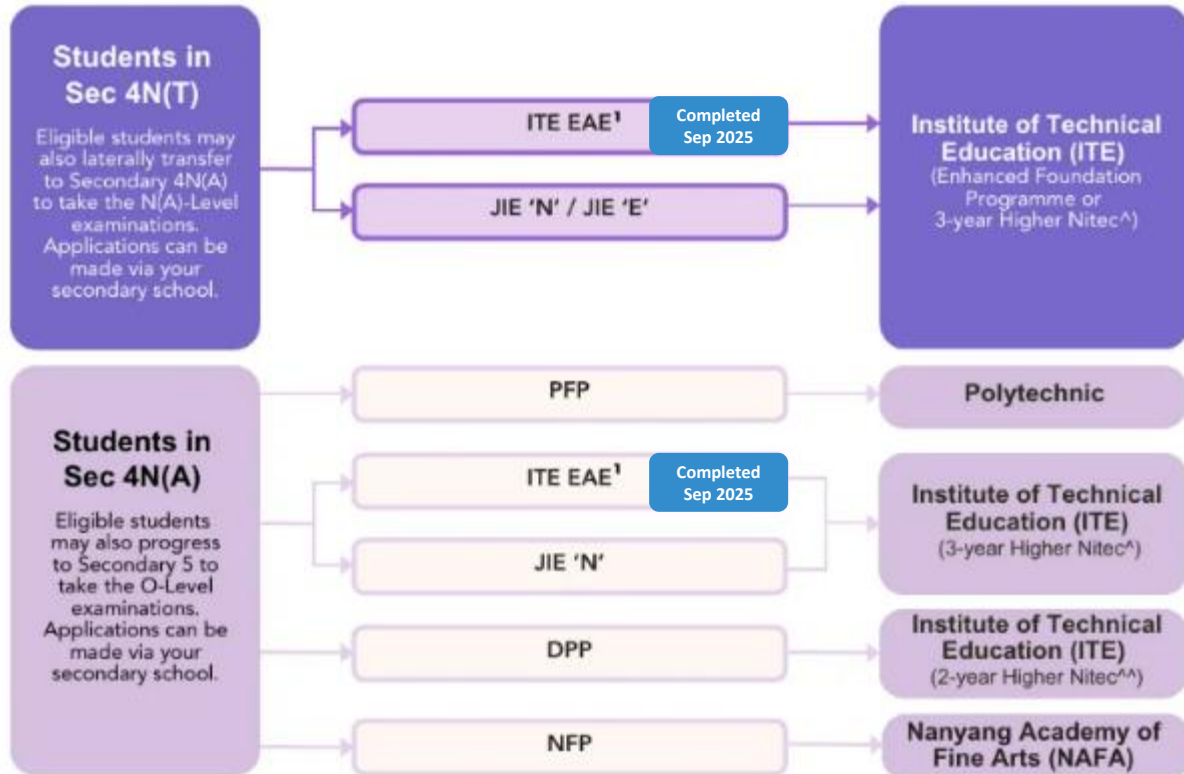
Admissions Exercises

Things to note



Post-Secondary Admissions Exercises for Students in Sec 4 Normal (Technical) and Normal (Academic)

Admissions exercises to take part in



Source: [Post-Secondary Admissions Exercises booklet](#)

¹ Students apply through these admissions exercises before their examinations.

[^]For the list of 3-year Higher Nitec courses, please visit <https://www.ite.edu.sg/secondary-school-students/ite-full-time-courses/3-year-4-year-higher-nitec>



^{^^}For the list of 2-year Higher Nitec courses under the DPP, please visit <https://www.ite.edu.sg/secondary-school-students/ite-full-time-courses/higher-nitec-for-dpp>



Details of Admissions Exercises

PFP – Polytechnic Foundation Programme

PFP is a one-year programme that offers a practice-oriented curriculum taught by polytechnic lecturers to better prepare polytechnic-bound Secondary 4N(A) students for entry into a polytechnic diploma.

Starting from the AY2026 PFP intake, students will be admitted into a PFP cluster, and progress to one of the diplomas within the cluster after completing the one-year programme.

The exceptions are Diploma in Nursing, Diploma in Early Childhood Development & Education, and Diploma in Tamil Studies with Early Education, for which students can be admitted either via the diploma-specific PFP or the relevant PFP cluster.

PFP: go.gov.sg/pfp

DPP – Direct-Entry-Scheme to Polytechnic Programme

DPP allows Secondary 4N(A) students to be admitted directly into selected 2-year Higher Nitec courses at ITE without having to sit for the O-Level examinations. DPP students who successfully complete their Higher Nitec courses at ITE and attain the required qualifying Grade Point Average (GPA) scores are guaranteed a place in a polytechnic diploma course mapped to their Higher Nitec course.

DPP: go.gov.sg/applydpp

NFP – NAFA Foundation Programme

The NFP is a one-year practice-based programme that prepares Secondary 4N(A) students to pursue a diploma in the creative arts. NFP students who successfully complete the programme will be offered a place in their chosen diploma course at NAFA.

NFP: go.gov.sg/applynafafp

Details of Admissions Exercises

JIE 'N'/JIE 'E' – Joint Intake Exercise

The JIE 'N' is for students to apply for the 3-year Higher Nitec courses offered by ITE.








The JIE 'E' is for eligible¹ GCE N(T) students to apply for the 4-year Higher Nitec course under the Enhanced Foundation Programme.



JIE 'N'/JIE 'E': go.gov.sg/applyjien

NOTES

¹Singaporean/ Singapore Permanent Resident Normal (Technical) holders with '0' or '1' GCE 'N' Level pass.

Application Period

Application Period	Dec 2025	Jan 2026
Admissions Exercises	JIE 'N'   JIE 'E'  DPP (1 st window of applications)  NFP 	PFP  DPP (2 nd window of applications) 

	For Students in Sec 4N(T)
	For Students in Sec 4N(A)

Additional resources to help you make informed decisions



About Discover On My Way:

Discover your **education and career interests** and **chart your personal and professional future** with Discover On My Way! **Explore** different careers, **connect** with industry professionals and peers, and **get firsthand exposure** at various job roles. *Let's get you on your way to Discover-ing!*

What to study?
What career to pursue?

Still figuring out your future?

Join programmes organised by NYC and our partners to meet professionals from various industries & youth on the same journey as you.



Learning Journey to
*SCAPE & ChaPanda



SEAcret Gatherings



Industry Connects With Grab SG



<https://discover.nyc.gov.sg/omw>

For Students Considering Private Education



The 3Rs when deciding on Private Education

Reasons

- Why are you furthering your studies?
- What are the job prospects for your preferred course?

Readiness

- How ready are you to further your studies?
- Can you cope with the academic rigour and assignment deadlines?
- Can you fund your studies?

Risks

- Do you know the possible drawbacks?
 - Your expected returns may not exceed the investments you put into your private education.
 - Private schools may make exaggerated claims.
 - Private schools may close due to various reasons.
 - You may not get a full refund if you withdraw from your course.



8 Things You Should Know Before You Enrol in A Private School



School Registration

Ensure the school is registered with SkillsFuture Singapore (SSG). Review the school's registration period, expiry date and its overall registration track record.



Partner Institution

Research on the partner institution conferring the diploma or degree, and whether the qualification is recognised by the industry.

EduTrust Certification Scheme

Is the school EduTrust-certified*? Under the scheme, private schools are assessed for their performance in areas such as school management and provision of student support services.

**Schools are required to obtain EduTrust certification in order to offer external degree programmes*



School Premises

Head down to the campus ground to check the facilities and support services. Observe the study environment too.



Fee Protection

Ask if there is any course fee protection so that you will be able to recover unconsumed course fees should the school close down.



Beyond Course fees

Find out about the course syllabus and materials, graduation rates and employment prospects. Approach the alumni to find out what they think of the school.

Teachers

Check if the teachers are qualified to teach the course.



Internship

If industry attachment is included, find out which organisation you will be attached to, the period of attachment and the alternative arrangement should the attachment become unavailable. Verify the information with the organisation as well.



Interpreting your result slip

☐ Promoted

☐ Repeat

☐ ITE

Promoted

- Direct Entry Scheme to Polytechnic Programme (DPP) or
- Polytechnic Foundation Programme (PFP) or
- NAFA Foundation Programme (NFP) or
- ITE or
- 5NA to pursue 2026 GCE O-Level Examination [Note:
Please submit the online form at
<https://go.gov.sg/sss5na> by **22 Dec (Monday), 5pm**



Applying for PFP/DPP

- All PFP-bound students are required to:
 - attend Sec 5N(A) till 30 Jan 2026 (Friday)
 - apply for PFP in Jan 2026 upon release of GCE O-level results
- Students who are interested to apply for DPP only:
 - Apply from 18 Dec to 22 Dec 2025
 - If DPP application is successful, there is no need to return to Sec 5N(A)

Can students apply for both the PFP & DPP at the same time?

- Yes. However, if the student is offered a place in both the PFP and DPP, he/she may only accept one course offer. Students who accept both offers will have their offers voided.
- If the student has already accepted his/her DPP offer, his/her secondary school will contact him/her if he/she is eligible for PFP and the collection of the PFP eligibility form (Form P), after the release of the GCE O-Level results.
- If the student decides to apply for and accepts his/her PFP offer in January, he/she will need to apply for withdrawal from the DPP course. Applicant can apply for refund of his/her DPP enrolment fees, subject to ITE's approval.

Can students apply for both the PFP & DPP at the same time?

One option for Secondary 4 Normal (Academic) students who are interested in both the PFP and DPP is to **first progress to Secondary 5 and then apply for both the PFP and DPP** upon release of the GCE O-Level examination results in January.

Repeat

- Progress to ITE or
- Repeat 4NA in 2026
- Note 1: To find **Mr Christopher Tan at the hall by today, 4pm**
- Note 2: While waiting for the outcome of the application, students are strongly encouraged to apply for ITE courses first.

ITE

- No repeat of 4NA
- To complete the application process for ITE admission by **22 Dec (Mon) 5pm.**

Can I apply for 2-year Higher Nitec courses under the DPP and Nitec or 3-year Higher Nitec courses under the Joint Intake Exercise at the same time?

Yes, students can submit separate applications to 2-year Higher Nitec courses under the DPP and Nitec or 3-year Higher Nitec courses under the Joint Intake Exercise. However, once an applicant is successful for a 2-year Higher Nitec course, he/she will not be offered a Nitec or 3-year Higher Nitec course.

Who can apply for the DPP?

Secondary 4N(A) students who sat for their GCE N-Level examinations in 2025 as a school candidate and met the following requirements are eligible to apply:

- a. Obtained an ELMAB3 aggregate of 19 points or better (excluding CCA bonus points); **and**
- b. Met the following subject-specific entry requirements:

For Applied Sciences, Engineering and Info-Communications Technology courses:

GCE N-Level subjects	Minimum Required Grades
English Language Syllabus A	4
Mathematics (Syllabus A/ Additional)	4
Any three other subjects excluding CCA	5

For Business & Services courses:

GCE N-Level subjects	Minimum Required Grades
English Language Syllabus A	3
Mathematics (Syllabus A/ Additional)	4
Any three other subjects excluding CCA	5

In addition, Secondary 4N(A) students who offered **GCE O-Level examination subjects** in 2025 (and those who offered GCE O-Level Mother Tongue in Secondary 3 in 2024) may combine their grades from these examinations with their N(A)-Level results to apply for the DPP. They may use the following grade conversion table for computation of their ELMAB3 aggregates:

GCE O-Level Grade	Converted Grade
A1-B3	1
B4-C6	2
D7	3
E8	4

The GCE O-Level grade of 9 and GCE N(A) grade of 6 will not be considered for computation of the ELMAB3 aggregate score. If a student has taken the same subject at both the GCE N- and GCE O-Level examinations, only the better of the two grades will be used in the computation of his/her ELMAB3 aggregate to determine DPP eligibility.

Who can apply for PFP?

Sec 4N(A) students who have sat for their GCE N-Level examinations in 2025 as a school candidate are eligible to apply for the PFP if they:

- a. Obtain an ELMAB3 aggregate **not** exceeding **12** points **prior to** deducting CCA bonus points; **and**
- b. Meet the following subject-specific requirements of the courses they are applying for:

1. Design, Engineering & Technology Cluster 2. Design Sub-cluster 3. Engineering & Technology Sub-cluster 4. Sciences Cluster 5. Diploma in Nursing	Minimum Required Grades
English Language Syllabus A	3
Mathematics (Syllabus A / Additional)	3
One of the following relevant subjects: <ul style="list-style-type: none">• Science (Physics, Chemistry)• Science (Physics, Biology)• Science (Chemistry, Biology)• Food and Nutrition/Nutrition and Food Science• Design and Technology	3
Any two other subjects excluding CCA	4

Who can apply for PFP?

1. Humanities, Art, Media & Business Cluster 2. Diploma in Early Childhood Development & Education 3. Diploma in Tamil Studies in Early Education*	Minimum Required Grades
English Language Syllabus A	3
Mathematics (Syllabus A / Additional)	3
One of the following relevant subjects: <ul style="list-style-type: none"> • Principles of Accounts • Literature in English • History • Humanities (Social Studies, Geography) • Humanities (Social Studies, History) • Humanities (Social Studies, Literature in English) • Geography • Art 	3
Any two other subjects excluding CCA	4
*Students applying to the Diploma in Tamil Studies with Early Education must also obtain one of the following scores: <ul style="list-style-type: none"> - Grade B4 for O-level Higher Tamil Language - Grade B3 for O-level Tamil Language - Grade 1 for N(A)-level Tamil Language 	

Sec 4N(A) students who have sat for GCE O-Level examination subjects in 2025 may use the following grade conversion table for computation of their ELMAB3 aggregates:

GCE 'O' Level Grade	Converted Grade
A1-B3	1
B4-C6	2
D7	3
E8	4

O-Level Grade 9 will not count towards the computation of the ELMAB3 aggregate. If a student has taken the same subject at both the GCE N- and GCE O-Level examinations in 2025, only the better grade will be computed towards his/her ELMAB3 aggregate to determine PFP eligibility.

Students with confirmed ITE EAE offers

FOR SEC 4(NA) AND 4(NT) COHORT

Students with confirmed ITE EAE offers are expected to honour the offers. They are not allowed to apply for 3-year Higher Nitec courses at the Joint Intake Exercise (JIE). However, they can still apply for the Direct-Entry-Scheme to Polytechnic Programme (DPP) after the release of the GCE 'N' Level results, or Polytechnic Foundation Programme (PFP) after the release of the GCE 'O' Level results, if they meet the respective eligibility criteria.

Information on students with confirmed ITE EAE offers will be disseminated to schools on the day of the release of the GCE 'N' Level results through School Cockpit. Schools can generate an ITE EAE report from the School Cockpit Portal:

Important Information

You will be receiving the following items from your Form Teachers:

- Results Slip
- Certificate
- Form N
- What's Next brochure
- ITE Course Information Booklet
- Summary of Post-N Level Pathways

Important Information

- Check your particulars (Name/IC No/ Subjects) on the results slip and certificate
- Check your eligibility for the various courses in Form N
- Approach teachers/parents/counsellors for advice

Reminders

- Students going to Sec 5NA in 2026 please submit the online form by 22 Dec (Mon) 5pm
- Repeating Sec 4NA in 2025 to see Mr Christopher Tan at the hall by today, 4pm
- DPP and JIE registration must be completed by 22 Dec (Mon) 5pm
- School Counsellors and teachers are around if you need someone to talk to

For Returning Sec 5

- The 2026 Booklist for Sec 5NA are available on our [school website](#).
- Students who are returning to SSS to continue their studies in 2026 may purchase their books when school re-opens.
- For uniforms, they may purchase online at www.intrenduniforms.com or directly at vendor's retail store at Kaki Bukit Road (see details below) or when school re-opens.

In-Trend Uniforms

1 Kaki Bukit Road 1, #01-30/31

Enterprise One

Singapore 415934

For Returning Sec 5

- Students who need to apply for 2026 MOE FAS may inform their parents to submit application online via <http://go.gov.sg/moe-efasggas>. They **must submit** their MOE FAS application **latest by Monday, 5 Jan 2026**, if they wish to be considered for financial assistance under MOE FAS for the **full year** from January to December 2026.
- **No reimbursement will be given** if you have made payment for any of the MOE FAS benefits (e.g. books and uniforms) **prior to receiving FAS approval**.

Collection of School Graduation Certificate

- Students to return to school to collect their School Graduation Certification (SGC) next year. The form teachers will drop a text from March to May.
- Please note that uncollected SGCs will be disposed by school after 3 years from graduation year.

Key Dates for Jan 2026 Intake Exercise

Key Activity	Period for 3-Year and 4-year Higher Nitec courses	Remarks
<u>1st Phase (Main Phase)</u>		
Application	18 Dec 2025 (2.30pm) to 22 Dec 2025 (5pm)	Apply through the Internet at https://www.ite.edu.sg with SingPass.
Release of Results	26 Dec 2025	Check results at https://istudent.ite.edu.sg with web ID and password
Acceptance of Course Offer Period	26 Dec 2025 to 2 Jan 2026	Accept course offer at https://istudent.ite.edu.sg with web ID and password
<u>2nd Phase (Late Application/Appeal Phase)</u>		
Application	26 Dec 2025 to 2 Jan 2026	Apply through the Internet at https://istudent.ite.edu.sg with SingPass.
Release of Results	6 Jan 2026	Check results at https://istudent.ite.edu.sg with web ID and password
Acceptance of Course Offer Period	6 Jan 2026 to 9 Jan 2026	Accept course offer at https://istudent.ite.edu.sg with web ID and password
<u>3rd Phase (Final Top-up Phase)</u>		
Application	1 st Top-up Phase Application - 9 Jan to 16 Jan 2026 2 nd Top-up Phase Application - 22 Jan to 6 Feb 2026	Apply through the Internet at https://istudent.ite.edu.sg with SingPass.
Release of Results	1 st Top-up Phase - 12 Jan to 22 Jan 2026 2 nd Top-up Phase - 22 Jan to 11 Feb 2026	Check results at https://istudent.ite.edu.sg with web ID and password
Acceptance of Course Offer Period	1 st Top-up Phase - 12 Jan to 22 Jan 2026 2 nd Top-up Phase - 22 Jan to 11 Feb 2026	Accept course offer at https://istudent.ite.edu.sg with web ID and password
Jan 2025 Intake Term Commencement Date: <u>12 Jan 2026</u>		

JUST-IN-TIME INFORMATION ON JIE APPLICATION (JAN 2026 INTAKE)

Information For Students on Key Dates for Jan 2026 intake

1. All N(A)* / N(T) school leavers are encouraged to submit an application during the **1st Phase (Main Phase)** between **18 Dec 2025 (2.30 p.m.) to 22 Dec 2025 (5 p.m.)**. Application results for the 1st Phase will be released on **26 Dec 2025 from 9 a.m.**
2. If you wish to appeal, please accept the course offered **before** applying in the **2nd Phase (Late Application/Appeal Phase)** between **26 Dec 2025 to 2 Jan 2026**. The application results for the 2nd Phase will be known on **6 Jan 2025 from 9 a.m.**
3. Unsuccessful applicants can appeal under the **3rd Phase (Final Top-up Phase)** between **9 Jan and 16 Jan 2026 and 22 Jan to 6 Feb 2026** for courses with vacancies. The application results for the 3rd Phase will be known between **12 Jan and 22 Jan 2026** and **22 Jan and 11 Feb 2026**.

*N(A) students progressing to ITE

Key Pointers for Students on ITE's Joint Intake Exercise (JIE)

ALL students in N(T) and N(A) students (who are not progressing to 5N(A) or repeating 4N(A)) are eligible for JIE.
Those who were unsuccessful in EAE are also eligible for JIE.

Apply in the 1st JIE main phase in December.

Use all 12 JIE choices wisely, as competition for 3-year Higher Nitec courses is keen!

Do consult your teachers / ECG counsellors to help you make your choices!

Do use the Last Aggregate Score (LAS) published in ITE's admission portal to help you make your course choices.

You are eligible for Enhanced Foundation Programme (EFP) if you receive an invitation letter to the EFP addressed to you and a copy of invitation letter for your parent/guardian.

If you are eligible for EFP, make sure you apply for both the 4-Year and 3-Year Higher Nitec Course.

The EFP helps to build the necessary literacy and numeracy foundations!

If you are counter-offered a course, accept it first to secure a place in ITE, before appealing for another course you may be more interested in!

STEP-BY-STEP INFORMATION FOR JIE APPLICATION

Online Application for

3-Year Higher Nitec Courses

4-year Higher Nitec Course with EFP

(for N(T) students with 0, 1 “N” pass)

1. Go to <https://www.ite.edu.sg>.

2. Click



icon.

3. Under JIE ‘N’, click **Apply Now** icon to link to the application website

Under JIE ‘E’, click **Apply Now** icon to link to the application website

4. At the application website:

- a) Use your Singpass to access the application portal.
- b) Upon completion of application, applicants will receive their web ID and password.

STEP-BY-STEP INFORMATION FOR JIE APPLICATION

Checking of Posting Results/Accept Course Offer

3-Year Higher Nitec Courses

4-year Higher Nitec Course with
EFP

(for N(T) students with 0, 1 "N" pass)

1. Go to <https://istudent.ite.edu.sg>.
2. Enter web ID and password.
3. Click '**Self-Service**' followed by '**Student Admission**' followed by '**View Application Results**' to view the application results and to accept course offer.

The above steps applies to all phases (refer to Slide 11 for dates).
For more details, please refer to ITE website.

RESOURCES FOR STUDENTS

Additional Information For Students

Should you require further advice or assistance in your applications or future plans, please contact your teachers and/or ECG Counsellor.


For further inquiries, you may refer to the following hotlines and links for more information and advice on further education:

Institute of Technical Education (ITE)	
ITE Hotline (for ITE admissions and courses)	1800 2222 111 training@ite.edu.sg
ECG Centre @ MOE	
e-Appointment link	https://go.gov.sg/moe-ecg-centre

RESOURCES FOR STUDENTS

Additional Information For Students

The information listed in the table below will help you to make an informed decision on which choice of courses you could consider applying at ITE.

S/N	Information	Attachment/Link
1	ITE Factsheet 2025	 2025 JIEN Factsheet
2	ITE Course Booklet 2026	ITE-Course-Booklet-2025.pdf
3	Information on Progression Opportunities (From <i>Nitec</i> Courses to <i>Higher Nitec</i> and Technical diplomas)	https://www.ite.edu.sg/current-full-time-students/progression/
4	Information on Progression Opportunities (from <i>Higher Nitec</i> courses to diploma courses)	https://www.ite.edu.sg/secondary-school-students/admissions/academic-progression/academic-progression-from-full-time-higher-nitec/

Students who have done well

SN	NAME	CLASS
1	FARHANA NOUREZ ZAHRA BTE KABAR SHAHIB MARICAR	4N2
2	LEE JIA QI ZENDEN	4N2
3	CHANG WEI MING, JAREL	4N3
4	JOEL QUEK JIA JUN	4N3
5	CHAGANTI DHEEKSHA CHOUDARI	4N4
6	CHLOE CHEN LEZHEN	4N4
7	CHLOE WONG HUI WEN	4N4
8	EVELYN KOH HWEE SEE (XU HUI SHI)	4N4
9	LEONG KAI EN GISELLE	4N4
10	MERELYN ONG JING YA	4N4
11	ROSHINI D/O DEVANDRAN	4N4
12	AYMAAN KHAN	4N4
13	HENG KAI GUAN	4N4
14	JAYDEN NG YU KIAT	4N4
15	KEONG YIN HEI, JARREL (JIANG YANXI)	4N4



Ministry of Education
SINGAPORE